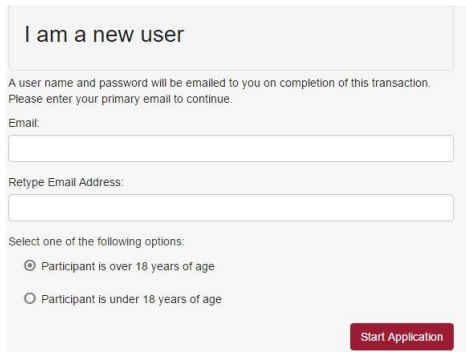


MESA Nationals Online Application Instructions

The MESA National online application is available [here](#). Follow these instructions to make sure your application is complete and correct.

1. Click on 

2. Enter your email here to create your online profile



I am a new user

A user name and password will be emailed to you on completion of this transaction. Please enter your primary email to continue.


Email:

Retype Email Address:


Select one of the following options:


Participant is over 18 years of age

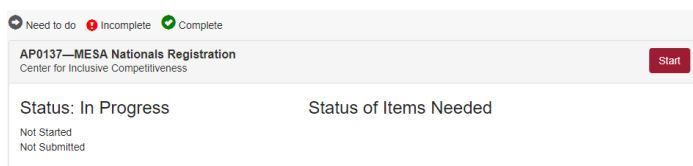
Participant is under 18 years of age




3. Complete your profile. Required fields are indicated by *.

4. After creating the profile, click on .

5. The next page is your application questionnaire. Please click on  to continue.



Need to do Incomplete Complete

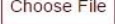
AP0137—MESA Nationals Registration
Center for Inclusive Competitiveness 


Status: In Progress Status of Items Needed

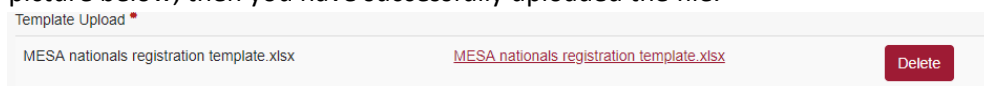
Not Started
Not Submitted

6. Start and complete the application questionnaire


a. **Participant Information Upload page.** Please download the template where it says “[Click here to download the template.](#)” Complete the template with the information for each participant and save it. When you are finished completing the template, please


select the completed template document from your computer by  and

then click  to add the file to your application. If you see your file listed like the picture below, then you have successfully uploaded the file.



Template Upload

MESA nationals registration template.xlsx	MESA nationals registration template.xlsx	
---	---	---

b. Click on , and then click on 