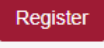




MESA Nationals Parent/Guest Registration Instructions

The MESA National online application is available [here](#). Follow these instructions to make sure your application is complete and correct.

1. Click on 
2. Complete your profile. Required fields are indicated by *.
3. When you have created your profile, you will be taken to the Registration Packages page. Click  to choose the Add-ons and the quantity you would like.
4. **If you will be using the airport shuttle bus, do not select more than one option for the airport shuttle bus.** The airport shuttle is available for individuals arriving on June 19th and departing June 22nd OR arriving on June 19th and departing on June 23rd.
5. Complete the Participant Preferences page.
6. Review the information on the Review and Pay page, then click 
7. Proceed through payment process. When you are finished you will receive a confirmation of your transaction